

CPM-100
Renewables Signs
Catalogue





Access above
this level requires
Work at Height &
Rescue Training -
Wind Turbines
(RUK/GWO)

RE1001



Rotor lock to
be applied
before hub
access

RE1002



Stop wind
turbine before
climbing

RE1003



Safety harness
must be worn

RE1004



Restricted
Access



Safety harness
must be worn



Access above this level
requires Work at Height &
Rescue Training -
Wind Turbines (RUK/GWO)

RE1005



Warning
Wind Turbines



Risk of serious
injury or death



Do Not
Approach


RE1006



Danger

falling ice
from turbines

RE1007



Danger

falling ice
from turbines

RE1008



**Danger
of
death**

RE1009



**Danger
of
death**

RE1010




Solar PV
Module

DANGER

Contains live parts
during daylight

RE1011



Solar PV
Module
DANGER
Contains live parts
during daylight

RE1012



**Cable trip
hazard**

RE1013



**Cable trip
hazard**

RE1014

3



**CHARGING
POINT**



RE1015



**CHARGING
POINT**



RE1016



**CHARGING
POINT**



RE1017



**CHARGING
POINT**



RE1018



**CHARGING
POINT**




RE1019



**CHARGING
POINT**



RE1020




**Electric vehicle
parking - only
while charging**

RE1021



**Electric vehicle
parking - only
while charging**

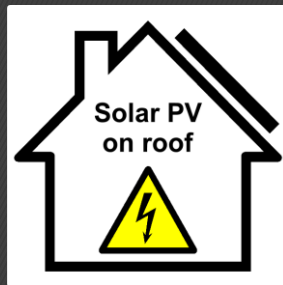
RE1022



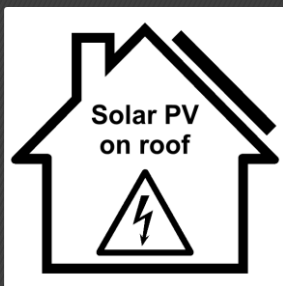
RE1023



RE1024



RE1025



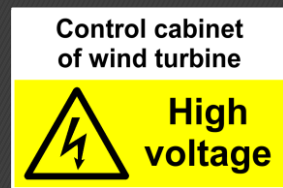
RE1026



RE1027



RE1028



RE1029



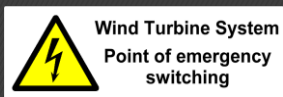
RE1030



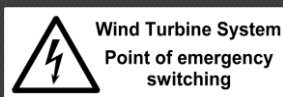
RE1031



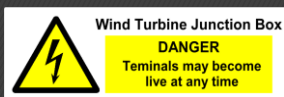
RE1032



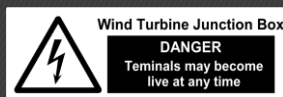
RE1033



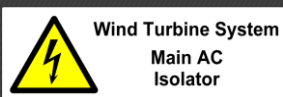
RE1034



RE1035



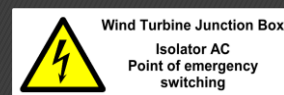
RE1036



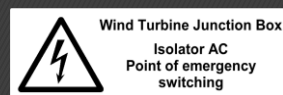
RE1037



RE1038



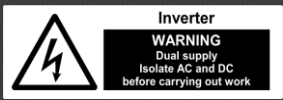
RE1039



RE1040



RE1041



RE1042



RE1043



RE1044



RE1045



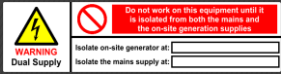
RE1046



RE1047



RE1048



RE1049



RE1050

